

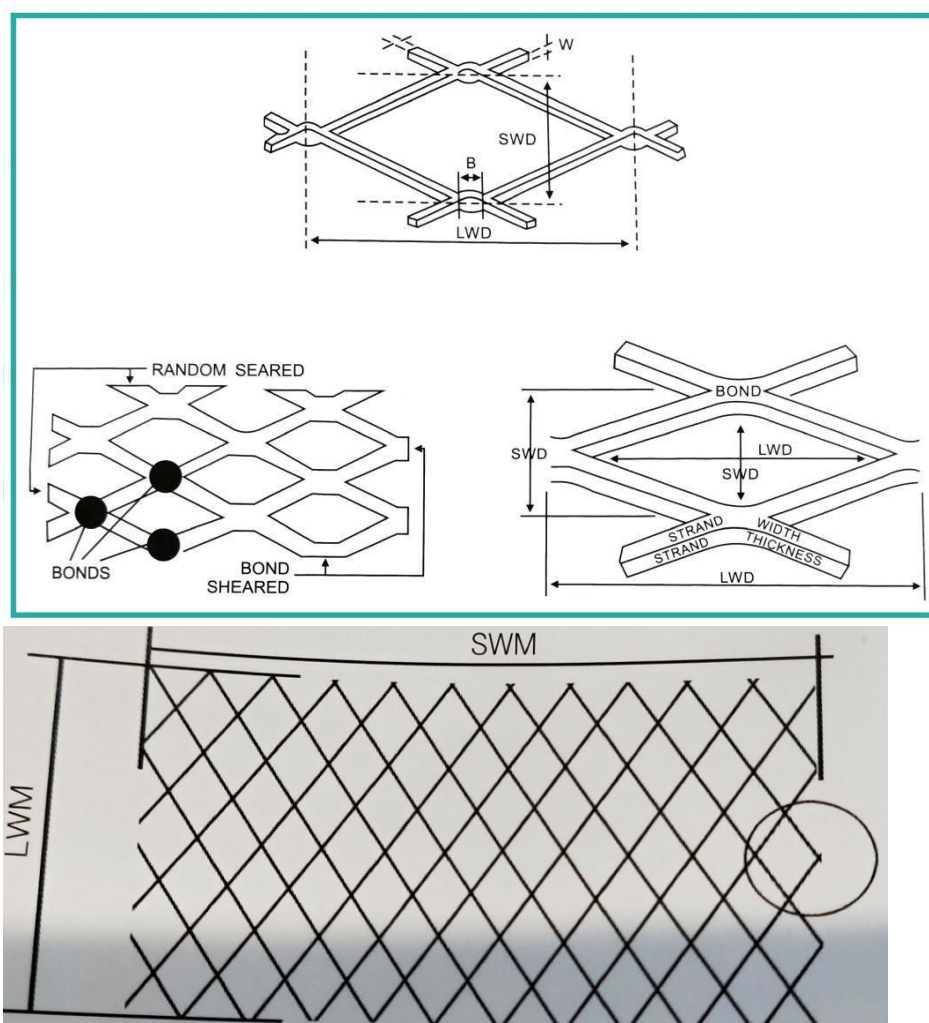
## Expanded Metal

**Material:** Low Carbon Steel Plate, Galvanized steel Plate, Stainless Steel Plate, Aluminum Plate, Al-Mg Alloy Plate, etc

**Types:** Small expanded wire mesh  
Diamond expanded wire mesh  
Hexagonal expanded wire mesh

**Surface treatment:** Untreatment, Powder coated (blue, green, yellow, red, black, etc), Anodized, PVDF (surface will be much more smooth, level off and glossy, it also has a much longer life span than common treatment)

**Application:** This product is everlasting, it is widely used in Machine guards, animal cages, the protecting of electrical equipment window, safety door & window, room dividers, Decorative ceiling, Highway fence, civil building. Concrete in for cement, Walkway, And so on.




SWD - short way of diamond

LWD - long way of diamond


Bond - where two strands intersect

LWM (Width) - mesh sheet size, the distance of lwd direction


SWM (Length) - mesh sheet size, the distance of swd direction



**DIAMOND**



**FLATTENED**




**HEXAGONAL**



**HEAVY DUTY**



**IN ROLL**



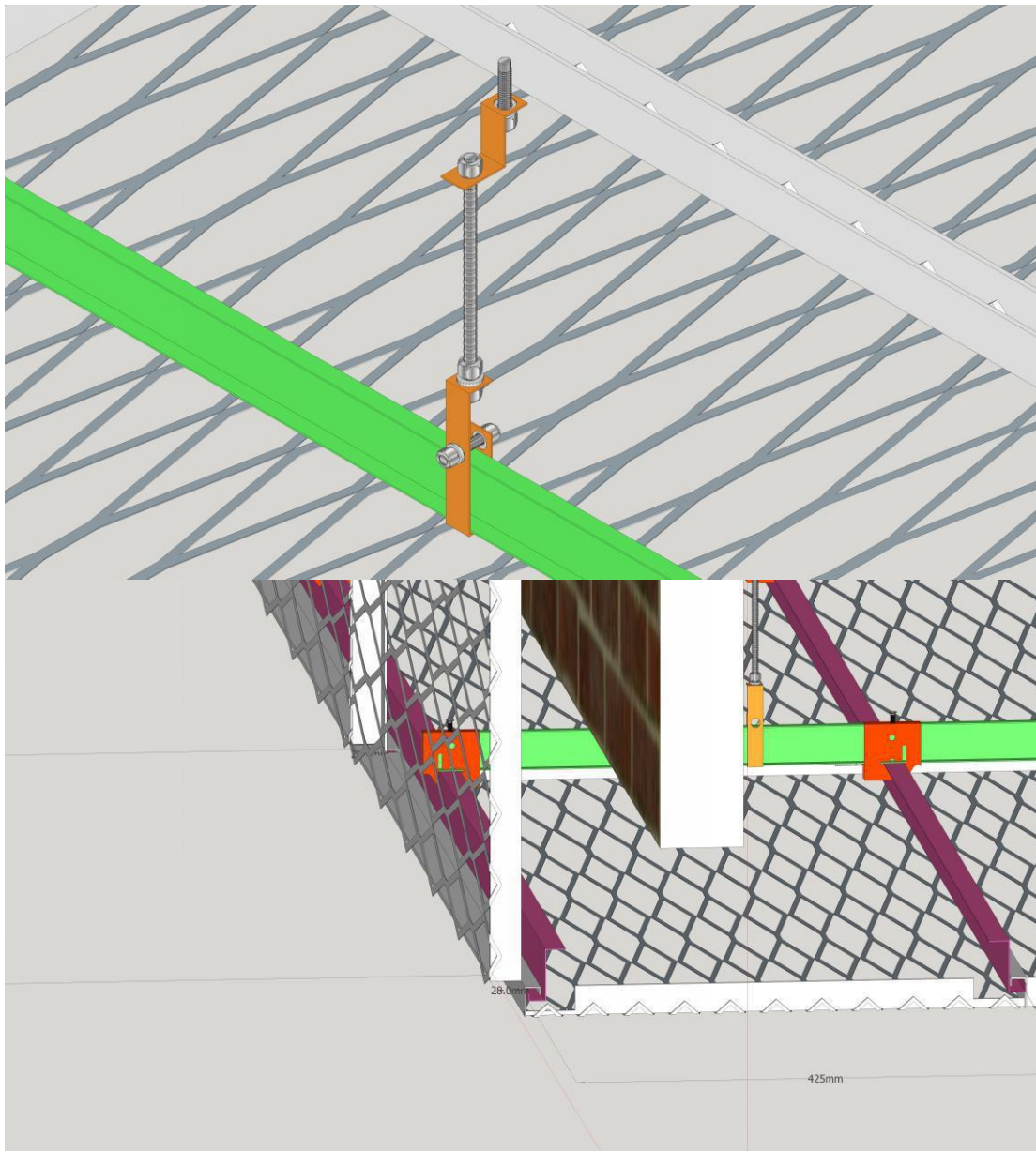
**HETEROTYPE**

## THE INTERNATIONAL STANDARD SPECIFICATIONS:


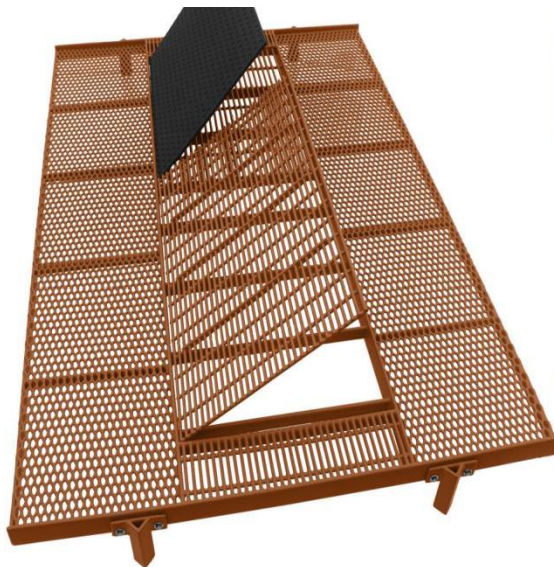
Mesh size (mm)		Strand width (mm)		Weight (kg/m <sup>2</sup> )	Panel size L×S(mm) Weight(kg/pcs)		
SWD	LWD	T	W		914×1829	1219×2438	1524×3048
12	30.5	1.2	1.5	2.36	3.95	7.01	11.0
12	30.5	1.6	2.0	4.19	7.01	12.5	19.5
12	30.5	2.3	3.0	9.03	15.1	26.8	41.9
22	50.8	1.6	2.0	2.28	3.81	6.78	10.6
22	50.8	2.3	2.5	4.10	6.86	12.2	19.0
22	50.8	3.2	3.5	8.00	13.4	23.8	37.2
25	61.0	1.6	2.5	2.51	4.20	7.46	11.7
25	61.0	2.3	3.0	4.33	7.24	12.9	20.1
25	61.0	3.2	4.0	8.05	13.5	23.9	37.4
34	76.2	2.3	3.0	3.19	5.33	9.48	14.8
34	76.2	3.2	4.0	5.91	9.88	17.6	27.5
34	76.2	4.5	5.0	10.4	17.4	30.9	48.3
50	152.4	2.3	3.5	2.53	4.23	7.52	11.8
50	152.4	3.2	4.0	4.02	6.72	11.9	18.7
50	152.4	4.5	5.0	7.06	11.8	21.1	32.8
75	203.2	3.2	4.0	2.68	4.48	7.96	12.4
75	203.2	4.5	5.0	4.71	7.88	14.0	21.9
75	203.2	6.0	6.0	7.54	12.6	22.4	35.0
115	304.8	3.2	5.0	2.18	3.64	6.48	10.1
115	304.8	4.5	6.0	3.69	6.17	11.0	17.1
115	304.8	6.0	7.0	5.74	9.60	17.1	26.7

## Common Spec Used In Ceiling Panel

Mesh size (mm)		Strand width(mm)		Panel size L×S(mm)	Mesh type
SWD	LWD	T	W		
27	40	1.5	3.0	500×500	diamond
27	40	1.5	3.0	600×600	diamond
27	40	1.5	3.0	300×1200	diamond
27	40	1.5	3.0	600×1200	diamond
27	60	2.0	5.5	500×500	diamond
27	60	2.0	5.5	600×600	diamond
27	60	2.0	5.5	300×1200	diamond
27	60	2.0	5.5	600×1200	diamond
19	30	2.0	2.0	500×500	diamond
19	30	2.0	2.0	600×600	diamond
19	30	2.0	2.0	300×1200	diamond
19	30	2.0	2.0	600×1200	diamond
25	50	2.0	2.0	500×500	hexagonal
25	50	2.0	2.0	600×600	hexagonal
25	50	2.0	2.0	300×1200	hexagonal
25	50	2.0	2.0	600×1200	hexagonal
25	55	2.0	2.5	500×500	hexagonal
25	55	2.0	2.5	600×600	hexagonal
25	55	2.0	2.5	300×1200	hexagonal
25	55	2.0	2.5	600×1200	hexagonal



## THE APPLICATIONS





**Hebei Weijia Metal Mesh Co.,Ltd**

Curtain Wall Mesh / Perforated Metal Sheet / Steel Grating